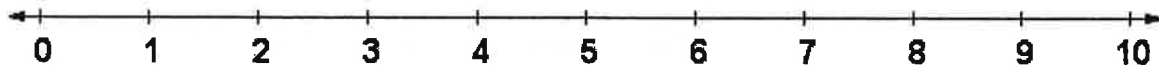


Name _____

Date _____
(Answer ID # 0854980)

Ordering



Fill in the missing numbers.

| | |
|---|-------------------------------|
| 1. Just before and after _____, 6, _____ | 2. Just before _____, 1, 2 |
| 3. Between 4, _____, 6 | 4. Just before _____, 3, 4 |

Circle the correct words.

| | |
|---|--|
| 5. 10 is less than 9 is greater than | 6. 8 is less than 3 is greater than |
| 7. 1 is equal to 7 is less than | 8. 0 is less than 4 is greater than |

Circle the larger number.

| | | |
|---------|----------|---------|
| 9. 4 3 | 10. 7 5 | 11. 1 8 |
| 12. 0 2 | 13. 10 6 | 14. 4 1 |

Circle the smaller number.

| | | |
|----------|---------|---------|
| 15. 9 10 | 16. 8 7 | 17. 1 2 |
| 18. 4 6 | 19. 0 3 | 20. 5 2 |

Order each group of numbers from smallest to largest.

| | | | | |
|-----|----------|-------|-------|-------|
| 21. | 3, 0, 6 | _____ | _____ | _____ |
| 22. | 5, 8, 4 | _____ | _____ | _____ |
| 23. | 1, 9, 10 | _____ | _____ | _____ |

Order each group of numbers from largest to smallest.

| | | | | |
|-----|----------|-------|-------|-------|
| 24. | 10, 6, 9 | _____ | _____ | _____ |
| 25. | 3, 8, 7 | _____ | _____ | _____ |
| 26. | 4, 1, 5 | _____ | _____ | _____ |

Order each group of numbers from smallest to largest.

| | | | | | |
|-----|-------------|-------|-------|-------|-------|
| 27. | 7, 5, 3, 8 | _____ | _____ | _____ | _____ |
| 28. | 6, 9, 2, 10 | _____ | _____ | _____ | _____ |
| 29. | 4, 1, 0, 3 | _____ | _____ | _____ | _____ |

Circle the smaller number.

| | | | | | | | | |
|-----|---|---|-----|---|---|-----|---|---|
| 30. | 8 | 1 | 31. | 2 | 9 | 32. | 5 | 4 |
| 33. | 3 | 6 | 34. | 7 | 0 | 35. | 1 | 7 |


Order each group of numbers from largest to smallest.

| | | | | |
|-----|----------|-------|-------|-------|
| 36. | 3, 2, 7 | _____ | _____ | _____ |
| 37. | 0, 4, 6 | _____ | _____ | _____ |
| 38. | 9, 5, 10 | _____ | _____ | _____ |

Name _____

Date _____
(Answer ID # 0101249)

Ordering



Fill in the missing numbers.

| | |
|--|--|
| 1. Just before and after _____, 16, _____ | 2. Just before and after _____, 15, _____ |
| 3. Between 13, _____, 15 | 4. Just after 14, 15, _____ |

Circle the correct words.

| | |
|--|--|
| 5. 13 is greater than is less than 17 | 6. 15 is equal to is less than 20 |
| 7. 16 is equal to is less than 16 | 8. 11 is less than is greater than 18 |

Circle the larger number.

| | | |
|-----------|-----------|-----------|
| 9. 14 12 | 10. 19 15 | 11. 17 20 |
| 12. 16 18 | 13. 11 13 | 14. 20 18 |

Circle the smaller number.

| | | |
|-----------|-----------|-----------|
| 15. 13 20 | 16. 15 12 | 17. 14 11 |
| 18. 17 18 | 19. 19 17 | 20. 20 11 |

Order each group of numbers from smallest to largest.

| | | | | | | |
|-----|------------|-------|---|-------|---|-------|
| 21. | 81, 18, 20 | _____ | , | _____ | , | _____ |
| 22. | 51, 17, 15 | _____ | , | _____ | , | _____ |
| 23. | 16, 31, 13 | _____ | , | _____ | , | _____ |

Order each group of numbers from largest to smallest.

| | | | | | | |
|-----|------------|-------|---|-------|---|-------|
| 24. | 13, 11, 14 | _____ | , | _____ | , | _____ |
| 25. | 16, 19, 12 | _____ | , | _____ | , | _____ |
| 26. | 15, 18, 17 | _____ | , | _____ | , | _____ |

Order each group of numbers from smallest to largest.

| | | | | | | | | |
|-----|----------------|-------|---|-------|---|-------|---|-------|
| 27. | 15, 13, 20, 16 | _____ | , | _____ | , | _____ | , | _____ |
| 28. | 17, 19, 18, 12 | _____ | , | _____ | , | _____ | , | _____ |
| 29. | 13, 11, 14, 15 | _____ | , | _____ | , | _____ | , | _____ |

Circle the larger number.

| | | | | | | | | |
|-----|----|----|-----|----|----|-----|----|----|
| 30. | 17 | 15 | 31. | 16 | 14 | 32. | 13 | 11 |
| 33. | 18 | 12 | 34. | 19 | 20 | 35. | 17 | 20 |

Order each group of numbers from largest to smallest.

| | | | | | | |
|-----|------------|-------|---|-------|---|-------|
| 36. | 17, 14, 16 | _____ | , | _____ | , | _____ |
| 37. | 11, 20, 18 | _____ | , | _____ | , | _____ |
| 38. | 51, 15, 19 | _____ | , | _____ | , | _____ |

Name _____



Date _____

(Answer ID # 1017519)

Ordering

Fill in the missing numbers.

| | |
|--|---------------------------------|
| 1. Just before and after _____, 59, _____ | 2. Just before _____, 41, 42 |
| 3. Between 25, _____, 27 | 4. Just before _____, 23, 24 |

Circle the correct words.

| | |
|--|---|
| 5. 45 is greater than is less than 64 | 6. 34 is greater than is less than 0 |
| 7. 53 is less than is greater than 94 | 8. 87 is equal to is less than 89 |

Circle the larger number.

| | | |
|-----------|-----------|-----------|
| 9. 9 60 | 10. 68 51 | 11. 90 66 |
| 12. 85 32 | 13. 73 15 | 14. 72 88 |

Circle the smaller number.

| | | |
|-----------|-----------|-----------|
| 15. 16 29 | 16. 15 14 | 17. 71 94 |
| 18. 31 50 | 19. 26 32 | 20. 12 5 |

Order each group of numbers from smallest to largest.

| | | |
|-----|------------|-----------------------|
| 21. | 61, 51, 7 | _____ , _____ , _____ |
| 22. | 99, 88, 76 | _____ , _____ , _____ |
| 23. | 47, 6, 59 | _____ , _____ , _____ |

Order each group of numbers from largest to smallest.

| | | |
|-----|------------|-----------------------|
| 24. | 47, 37, 4 | _____ , _____ , _____ |
| 25. | 68, 77, 97 | _____ , _____ , _____ |
| 26. | 71, 94, 64 | _____ , _____ , _____ |

Order each group of numbers from largest to smallest.

| | | |
|-----|----------------|-------------------------------|
| 27. | 92, 6, 22, 30 | _____ , _____ , _____ , _____ |
| 28. | 69, 44, 86, 24 | _____ , _____ , _____ , _____ |
| 29. | 94, 71, 99, 45 | _____ , _____ , _____ , _____ |

Circle the smaller number.

| | | | | | | | | |
|-----|----|----|-----|----|----|-----|----|----|
| 30. | 12 | 35 | 31. | 62 | 82 | 32. | 33 | 70 |
| 33. | 98 | 60 | 34. | 68 | 25 | 35. | 53 | 51 |

Order each group of numbers from smallest to largest.

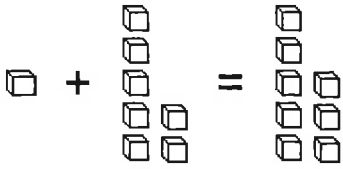
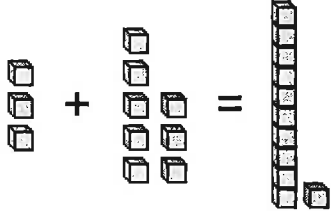
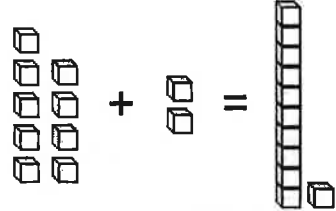
| | | |
|-----|------------|-----------------------|
| 36. | 45, 89, 31 | _____ , _____ , _____ |
| 37. | 95, 22, 27 | _____ , _____ , _____ |
| 38. | 2, 81, 55 | _____ , _____ , _____ |

Name _____

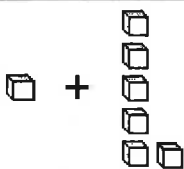
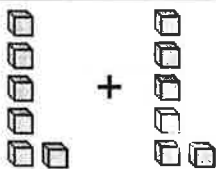
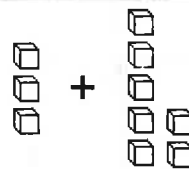
Date _____
(Answer ID # 0918927)

Addition

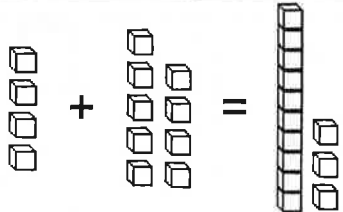
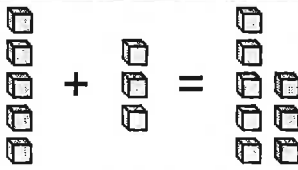
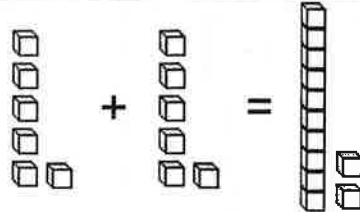
Add the blocks together.

| | | |
|---|---|---|
| <p>1.</p>  <p>$1 + 7 = \underline{\quad}$</p> | <p>2.</p>  <p>$3 + 8 = \underline{\quad}$</p> | <p>3.</p>  <p>$9 + 2 = \underline{\quad}$</p> |
|---|---|---|

Add the blocks together.

| | | |
|---|---|---|
| <p>4.</p>  <p>$1 + 6 = \underline{\quad}$</p> | <p>5.</p>  <p>$6 + 6 = \underline{\quad}$</p> | <p>6.</p>  <p>$3 + 7 = \underline{\quad}$</p> |
|---|---|---|

Fill in the missing number to complete the addition fact.

| | | |
|--|---|--|
| <p>7.</p>  <p>$4 + \underline{\quad} = 13$</p> | <p>8.</p>  <p>$\underline{\quad} + 3 = 8$</p> | <p>9.</p>  <p>$\underline{\quad} + 6 = 12$</p> |
|--|---|--|

Complete the addition fact.

| | |
|---|---|
| <p>10. + </p> <p style="text-align: center;">_____ + _____ = _____</p> | <p>11. + </p> <p style="text-align: center;">_____ + _____ = _____</p> |
|---|---|

Write the sum.

| | | | | |
|---|---|--|---|---|
| <p>12. $\begin{array}{r} 2 \\ + 2 \\ \hline \end{array}$</p> | <p>13. $\begin{array}{r} 5 \\ + 5 \\ \hline \end{array}$</p> | <p>14. $\begin{array}{r} 10 \\ + 9 \\ \hline \end{array}$</p> | <p>15. $\begin{array}{r} 6 \\ + 6 \\ \hline \end{array}$</p> | <p>16. $\begin{array}{r} 4 \\ + 3 \\ \hline \end{array}$</p> |
| <p>17. $\begin{array}{r} 8 \\ + 8 \\ \hline \end{array}$</p> | <p>18. $\begin{array}{r} 3 \\ + 3 \\ \hline \end{array}$</p> | <p>19. $\begin{array}{r} 7 \\ + 8 \\ \hline \end{array}$</p> | <p>20. $\begin{array}{r} 1 \\ + 2 \\ \hline \end{array}$</p> | <p>21. $\begin{array}{r} 3 \\ + 2 \\ \hline \end{array}$</p> |

Fill in the missing numbers to complete the addition fact.

| | | | | |
|---|--|---|--|--|
| <p>22. $\begin{array}{r} \square \\ + 4 \\ \hline 8 \end{array}$</p> | <p>23. $\begin{array}{r} 8 \\ + \square \\ \hline 16 \end{array}$</p> | <p>24. $\begin{array}{r} \square \\ + 2 \\ \hline 4 \end{array}$</p> | <p>25. $\begin{array}{r} 9 \\ + \square \\ \hline 19 \end{array}$</p> | <p>26. $\begin{array}{r} \square \\ + 9 \\ \hline 17 \end{array}$</p> |
|---|--|---|--|--|

Write the sum.

| | | |
|-------------------------------------|-------------------------------------|-------------------------------------|
| 27. $6 + 9 = \underline{\quad}$ | 28. $3 + 9 = \underline{\quad}$ | 29. $8 + 8 = \underline{\quad}$ |
| 30. $1 + 10 = \underline{\quad}$ | 31. $4 + 6 = \underline{\quad}$ | 32. $7 + 3 = \underline{\quad}$ |
| 33. $5 + 9 = \underline{\quad}$ | 34. $10 + 2 = \underline{\quad}$ | 35. $10 + 3 = \underline{\quad}$ |

Write the sum.

| | | | | |
|---|---|---|--|--|
| 36. $\begin{array}{r} 4 \\ + 7 \\ \hline \end{array}$ | 37. $\begin{array}{r} 5 \\ + 10 \\ \hline \end{array}$ | 38. $\begin{array}{r} 9 \\ + 10 \\ \hline \end{array}$ | 39. $\begin{array}{r} 2 \\ + 8 \\ \hline \end{array}$ | 40. $\begin{array}{r} 9 \\ + 1 \\ \hline \end{array}$ |
| 41. $\begin{array}{r} 3 \\ + 10 \\ \hline \end{array}$ | 42. $\begin{array}{r} 4 \\ + 6 \\ \hline \end{array}$ | 43. $\begin{array}{r} 2 \\ + 9 \\ \hline \end{array}$ | 44. $\begin{array}{r} 4 \\ + 8 \\ \hline \end{array}$ | 45. $\begin{array}{r} 6 \\ + 8 \\ \hline \end{array}$ |

Fill in the missing numbers to complete the addition fact.

| | | | | |
|---|--|---|---|---|
| 46. $\begin{array}{r} 8 \\ + \square \\ \hline 17 \end{array}$ | 47. $\begin{array}{r} 10 \\ + \square \\ \hline 11 \end{array}$ | 48. $\begin{array}{r} \square \\ + 2 \\ \hline 11 \end{array}$ | 49. $\begin{array}{r} \square \\ + 6 \\ \hline 11 \end{array}$ | 50. $\begin{array}{r} \square \\ + 3 \\ \hline 11 \end{array}$ |
|---|--|---|---|---|

Write the sum.

| | | | | |
|---|---|---|---|---|
| 51. $\begin{array}{r} 7 \\ 6 \\ + 6 \\ \hline \end{array}$ | 52. $\begin{array}{r} 4 \\ 9 \\ + 3 \\ \hline \end{array}$ | 53. $\begin{array}{r} 3 \\ 8 \\ + 7 \\ \hline \end{array}$ | 54. $\begin{array}{r} 2 \\ 8 \\ + 1 \\ \hline \end{array}$ | 55. $\begin{array}{r} 7 \\ 5 \\ + 4 \\ \hline \end{array}$ |
|---|---|---|---|---|

Write an addition sentence to solve each word problem.

| | | | |
|--|------------|------------|--------------------|
| 56. Cody has 6 candy sticks. Jasmine has 6 candy sticks. How many candy sticks do Cody and Jasmine have in all? | \bigcirc | \bigcirc | _____ candy sticks |
| 57. Ethan's mother bought 3 books about flowers and 8 books about plants. How many books did she buy in all? | \bigcirc | \bigcirc | _____ books |



Write an addition sentence to solve each word problem.

| | | | |
|---|------------|------------|-------------------|
| 58. Michael has 9 board games and 8 video games. How many games does Michael have? | \bigcirc | \bigcirc | _____ games |
| 59. There were 7 red jelly beans and 9 blue jelly beans in the bowl. How many jelly beans were there in all? | \bigcirc | \bigcirc | _____ jelly beans |

Write an addition sentence to solve each word problem.



60.

Rachel picked **4** bluebonnets and **6** daffodils. How many flowers did she pick in all?

_____  _____  _____
_____ flowers

61.



David has **2** friends that are boys and **8** friends that are girls. How many friends does he have in all?

_____  _____  _____
_____ friends

Write an addition sentence to solve each word problem.



62.

Noah has **9** candy sticks. Julia has **5** candy sticks. How many candy sticks do Noah and Julia have in all?

_____  _____  _____
_____ candy sticks

63.

Daniel's mother bought **7** books about flowers and **6** books about plants. How many books did she buy in all?

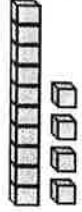








_____  _____  _____
_____ books

Name _____







Date _____
(Answer ID # 0322472)

Subtraction

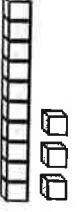



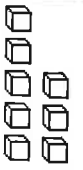


Subtract.

| | | |
|--|--|--|
| 1.  -  =  $14 - 4 = \underline{\quad}$ | 2.  -  =  $11 - 3 = \underline{\quad}$ | 3.  -  =  $10 - 2 = \underline{\quad}$ |
|--|--|--|



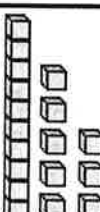

Subtract.

| | | |
|--|--|--|
| 4.  -  $12 - 5 = \underline{\quad}$ | 5.  -  $14 - 4 = \underline{\quad}$ | 6.  -  $11 - 3 = \underline{\quad}$ |
|--|--|--|

Fill in the missing number to complete the subtraction fact.

| | | |
|--|---|---|
| 7.  -  =  $13 - \underline{\quad} = 8$ | 8.  =  $\underline{\quad} - 4 = 8$ | 9.  =  $\underline{\quad} - 3 = 8$ |
|--|---|---|

Complete the subtraction fact.

| | |
|---|--|
| <p>10.  - </p> <p>_____ - _____ = _____</p> | <p>11.  - </p> <p>_____ - _____ = _____</p> |
|---|--|

Add and then subtract.

| | |
|---|---|
| <p>12. $\begin{array}{r} 6 \\ + 9 \\ \hline \end{array}$ $\begin{array}{r} 15 \\ - 6 \\ \hline \end{array}$ $\begin{array}{r} 15 \\ - 9 \\ \hline \end{array}$</p> | <p>13. $\begin{array}{r} 5 \\ + 7 \\ \hline \end{array}$ $\begin{array}{r} 12 \\ - 5 \\ \hline \end{array}$ $\begin{array}{r} 12 \\ - 7 \\ \hline \end{array}$</p> |
| <p>14. $\begin{array}{r} 9 \\ + 4 \\ \hline \end{array}$ $\begin{array}{r} 13 \\ - 9 \\ \hline \end{array}$ $\begin{array}{r} 13 \\ - 4 \\ \hline \end{array}$</p> | <p>15. $\begin{array}{r} 9 \\ + 9 \\ \hline \end{array}$ $\begin{array}{r} 18 \\ - 9 \\ \hline \end{array}$</p> |

Subtract and then add.

| | |
|--|---|
| <p>16. $\begin{array}{r} 11 \\ - 7 \\ \hline \end{array}$ $\begin{array}{r} 7 \\ + 4 \\ \hline \end{array}$ $\begin{array}{r} 4 \\ + 7 \\ \hline \end{array}$</p> | <p>17. $\begin{array}{r} 10 \\ - 5 \\ \hline \end{array}$ $\begin{array}{r} 5 \\ + 5 \\ \hline \end{array}$</p> |
| <p>18. $\begin{array}{r} 15 \\ - 8 \\ \hline \end{array}$ $\begin{array}{r} 8 \\ + 7 \\ \hline \end{array}$ $\begin{array}{r} 7 \\ + 8 \\ \hline \end{array}$</p> | <p>19. $\begin{array}{r} 16 \\ - 8 \\ \hline \end{array}$ $\begin{array}{r} 8 \\ + 8 \\ \hline \end{array}$</p> |

Write the difference.

| | |
|-------------------------------------|--------------------------------------|
| 20. $13 - 8 = \underline{\quad}$ | 21. $15 - 9 = \underline{\quad}$ |
| 22. $11 - 7 = \underline{\quad}$ | 23. $16 - 10 = \underline{\quad}$ |
| 24. $12 - 8 = \underline{\quad}$ | 25. $14 - 9 = \underline{\quad}$ |

Write the difference.

| | | | | |
|--|--|--|---|--|
| 26. $\begin{array}{r} 16 \\ - 9 \\ \hline \end{array}$ | 27. $\begin{array}{r} 17 \\ - 10 \\ \hline \end{array}$ | 28. $\begin{array}{r} 19 \\ - 10 \\ \hline \end{array}$ | 29. $\begin{array}{r} 14 \\ - 7 \\ \hline \end{array}$ | 30. $\begin{array}{r} 15 \\ - 9 \\ \hline \end{array}$ |
| 31. $\begin{array}{r} 13 \\ - 10 \\ \hline \end{array}$ | 32. $\begin{array}{r} 18 \\ - 10 \\ \hline \end{array}$ | 33. $\begin{array}{r} 12 \\ - 10 \\ \hline \end{array}$ | 34. $\begin{array}{r} 11 \\ - 8 \\ \hline \end{array}$ | 35. $\begin{array}{r} 15 \\ - 10 \\ \hline \end{array}$ |



Fill in the missing numbers to complete the subtraction fact.

| | | | | |
|---|--|---|---|---|
| 36. $\begin{array}{r} 15 \\ - \square \\ \hline 7 \end{array}$ | 37. $\begin{array}{r} \square \\ - 8 \\ \hline 9 \end{array}$ | 38. $\begin{array}{r} \square \\ - 10 \\ \hline 6 \end{array}$ | 39. $\begin{array}{r} 12 \\ - \square \\ \hline 4 \end{array}$ | 40. $\begin{array}{r} 18 \\ - \square \\ \hline 9 \end{array}$ |
|---|--|---|---|---|

Write a subtraction sentence to solve each word problem.



41.

The pet store had **17** bird cages on Monday, but sold **9** of them on Tuesday. How many cages are left?

_____  _____  _____
_____ bird cages

42.



The room holds **18** file cabinets. **9** of them are white. How many of them are NOT white?

_____  _____  _____
_____ file cabinets

Write a subtraction sentence to solve each word problem.



43.

There are **14** red bean bag chairs and **8** blue ones. How many more red chairs are there than blue?

_____  _____  _____
_____ red chairs

44.

Andrew bought **11** DVDs. He gave **9** of them to his friend. How many does he have left?

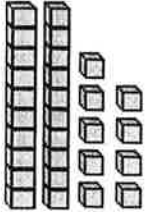
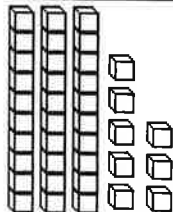

_____  _____  _____
_____ DVDs

Name _____

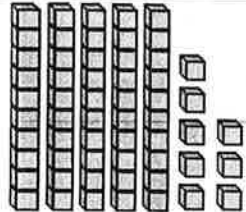

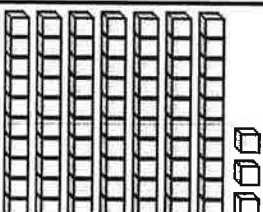
Date _____
(Answer ID # 0894275)

Tens and Ones


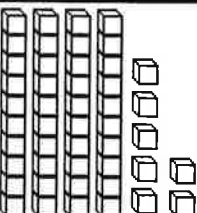

Count and then write the tens and ones.

| | | |
|---|---|---|
| <p>1. </p> <p>___ tens ___ ones</p> <p>Write the number: _____</p> | <p>2. </p> <p>___ tens ___ ones</p> <p>Write the number: _____</p> | <p>3. </p> <p>___ ten ___ one</p> <p>Write the number: _____</p> |
|---|---|---|

Count and then write the tens and ones.

| | | |
|--|---|--|
| <p>4. </p> <p>___ tens ___ ones</p> <p>Write the number: _____</p> | <p>5. </p> <p>___ tens ___ one</p> <p>Write the number: _____</p> | <p>6. </p> <p>___ tens ___ ones</p> <p>Write the number: _____</p> |
|--|---|--|

Count and then write the tens and ones.

| | | |
|---|---|---|
| <p>7. </p> <p>___ tens ___ ones</p> <p>Write the number: _____</p> | <p>8. </p> <p>___ tens ___ ones</p> <p>Write the number: _____</p> | <p>9. </p> <p>___ ten ___ one</p> <p>Write the number: _____</p> |
|---|---|---|

Count and then write the tens and ones.

| | |
|---|---|
| 10. 3 ones = ____ tens and ____ ones Write the number: _____ | 11. 54 ones = ____ tens and ____ ones Write the number: _____ |
| 12. 48 ones = ____ tens and ____ ones Write the number: _____ | 13. 89 ones = ____ tens and ____ ones Write the number: _____ |
| 14. 65 ones = ____ tens and ____ ones Write the number: _____ | 15. 97 ones = ____ tens and ____ ones Write the number: _____ |

Write the number.

| | |
|----------------------------------|----------------------------------|
| 16. 9 tens and 5 ones = _____ | 17. 2 tens and 4 ones = _____ |
| 18. 7 tens and 0 ones = _____ | 19. 3 tens and 6 ones = _____ |
| 20. 1 ten and 3 ones = _____ | 21. 5 tens and 8 ones = _____ |

Fill in the missing number.

| | |
|----------------------------------|----------------------------------|
| 22. ____ tens and 1 one = 41 | 23. 7 tens and ____ ones = 76 |
| 24. 6 tens and 2 ones = _____ | 25. 1 ten and 7 ones = _____ |
| 26. 5 tens and ____ ones = 55 | 27. ____ tens and 0 ones = 20 |

Circle the larger number in each set.

| | | | | | |
|-----|----------------------|---------------------|-----|----------------------|----------------------|
| 28. | 3 tens and 4 ones | 1 one | 29. | 48 | 7 tens and 3 ones |
| 30. | 5 tens | 1 ten and 9 ones | 31. | 2 tens and 1 one | 9 tens and 0 ones |
| 32. | 5 tens and 5 ones | 6 | 33. | 8 tens and 2 ones | 6 tens and 7 ones |

Circle the smaller number in each set.

| | | | | | |
|-----|----------------------|----------------------|-----|----------------------|----------------------|
| 34. | 0 tens and 1 one | 1 ten and 3 ones | 35. | 5 tens and 2 ones | 2 tens and 8 ones |
| 36. | 9 tens and 0 ones | 64 | 37. | 1 ten | 8 tens and 5 ones |
| 38. | 7 tens and 9 ones | 3 tens and 7 ones | 39. | 4 tens and 6 ones | 3 tens and 8 ones |

Fill in the missing number.

| | | | |
|-----|---------------------------|-----|--------------------------|
| 40. | 4 tens and ____ one = 41 | 41. | 8 tens and 0 ones = ____ |
| 42. | ____ tens and 5 ones = 65 | 43. | 5 tens and 7 ones = ____ |
| 44. | 9 tens and ____ ones = 96 | 45. | ____ ten and 8 ones = 18 |

Name _____

Date _____
(Answer ID # 0822143)

Money

Count. Write the value of the coins.

1.



Total

_____ ¢ _____ ¢ _____ ¢ _____ ¢ _____ ¢ _____ ¢

How much money is shown?

2.



31 ¢ 40 ¢ 60 ¢ 37 ¢
 (A) (B) (C) (D)

3.



13 ¢ 22 ¢ 18 ¢ 29 ¢
 (A) (B) (C) (D)

Circle the coins that match the price.

4.



3 ¢

5.



6 ¢




Count. Write the value of the coins.

6. Draw 82 ¢ using 6 coins.

7. Draw 61 ¢ using 5 coins.

Fill in the missing value.

8.


 + 
 + 1 
 = 66 ¢
 6 pennies + _____ nickels + 1 quarter = 66 ¢

Count. Write the value of the coins.

9.






 Total _____ ¢

How much money is shown?

10.



28 ¢

(A)

63 ¢

(B)

64 ¢

(C)

27 ¢

(D)

11.



52 ¢

(A)

60 ¢

(B)

36 ¢

(C)

45 ¢

(D)

Count. Write the value of the coins.

12.



Total

_____ ¢ _____ ¢ _____ ¢ _____ ¢ _____ ¢ _____ ¢

Count. Write the value of the coins.

13. Draw 48 ¢ using 6 coins.

14. Draw 16 ¢ using 4 coins.

Count. Write the total value of the coins.

15.



_____ ¢

16.



_____ ¢

Fill in the missing value.

17.

$$2 \text{ (nickels)} + 9 \text{ (pennies)} + \text{_____ (quarters)} = 19 \text{ ¢}$$

2 nickels + 9 pennies + _____ quarters = 19 ¢

Circle the coins that match the price.

18.



19.



Fill in the missing value.

20.

$$5 \text{ } \left(\text{penny} \right) + 7 \text{ } \left(\text{dime} \right) + \underline{\hspace{1cm}} \text{ } \left(\text{nickel} \right) = 75 \text{ } \pounds$$

$$5 \text{ pennies} + 7 \text{ dimes} + \underline{\hspace{1cm}} \text{ nickels} = 75 \text{ } \pounds$$

Count. Write the total value of the coins.

21.



 ¢

22.







 ¢

Name _____





Date _____
(Answer ID # 1002012)

Time





Draw the two hands on the clock to show the time.

| | | | |
|--|--|---|--|
| 1.  5:00 | 2.  1:30 | 3.  3:00 | 4.  6:30 |
|--|--|---|--|

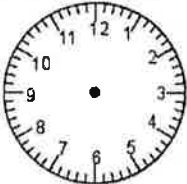



Write the time.

| | | | |
|---|---|--|---|
| 5.  ___ o'clock | 6.  half past ___ | 7.  ___ o'clock | 8.  half past ___ |
|---|---|--|---|

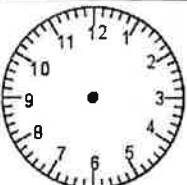
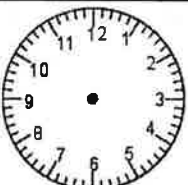
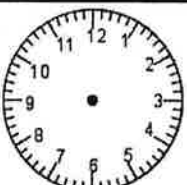
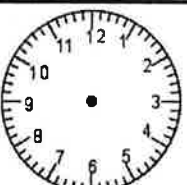
Write the time.

| | | | |
|---|--|---|--|
| 9.  ___ : ___ | 10.  ___ : ___ | 11.  ___ : ___ | 12.  ___ : ___ |
|---|--|---|--|

Draw the two hands on the clock to show the time.

| | | | |
|---|--|---|--|
| 13.  quarter to eleven | 14.  6:45 | 15.  12 o'clock | 16.  quarter past 3 |
|---|--|---|--|





Draw the two hands on the clock to show the time.

| | | | |
|---|--|---|--|
| 17.  three o'clock | 18.  9:50 | 19.  2:10 | 20.  55 minutes after 8 |
|---|--|---|--|

Estimate how long it will take. Circle the best answer.

| | |
|---|---|
| 21. Eric to have film developed at the store less than 1 minute more than 1 minute | 22. If Brandon spilled a glass of milk less than 1 minute more than 1 minute |
|---|---|

Figure out the elapsed time. Write how much time has passed.

| | |
|--|---|
| 23. Start Time End Time   ____ : ____ P.M. ____ : ____ P.M. _____ minutes has passed | 24. Start Time End Time   ____ : ____ A.M. ____ : ____ A.M. _____ hours and _____ minutes has passed |
|--|---|

Solve each word problem.

25. Jason took his dog for a walk at 1:10 p.m. He arrived back home at 2:20 p.m. How long was the walk?

_____ hour and _____ minutes

26. Mrs. Perkins began making fresh lemonade at 11:20 a.m. It was ready to drink at 11:30 a.m. How much time did it take to make?

_____ minutes

Solve each word problem.

27. Ryan started putting on his clothes at 8:00 a.m. He finished at 8:04 a.m. How much time has passed?


_____ minutes

28. Jacob started building a model car at 10:00 a.m. He finished it at 11:00 a.m. How much time had passed?

_____ hour

Complete the pattern. Draw the clock hands.

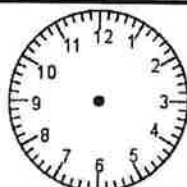
29.



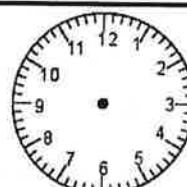
10:20



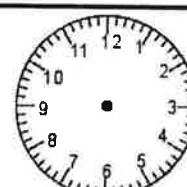
10:35



10:50



11:05



11:20

Complete the pattern. Write the time.

30.



6:15



5:50



_____ : _____







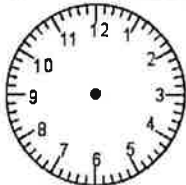
_____ : _____



_____ : _____



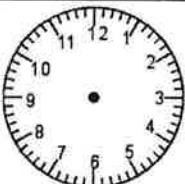
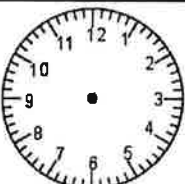

Complete the pattern. Draw the clock hands and write the time.

31.

| | | | | |
|---|---|---|---|---|
|  |  |  |  |  |
| 1:10 | 1:15 | 1:20 | _____ : _____ | _____ : _____ |




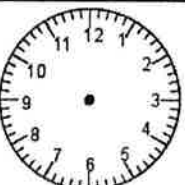

Complete the pattern. Draw the clock hands.

32.

| | | | | |
|---|---|---|---|---|
|  |  |  |  |  |
| 6:45 | 7:45 | 8:45 | 9:45 | 10:45 |

Complete the pattern. Draw the clock hands and write the time.

33.

| | | | | |
|--|--|--|--|--|
|  |  |  |  |  |
| 5:07 | 5:02 | _____ : _____ | _____ : _____ | _____ : _____ |

Estimate how long it will take. Circle the best answer.

| | |
|-------------------------------------|-----------------------------------|
| 34. | 35. |
| Emma to read a chapter in a book | Christina to make her bed |
| about 2 hours about 30 minutes | about 5 minutes about 1 hour |

